

Mouthpiece Buzzing Patterns No. 2

The saga continues...





Sing, Buzz, Play, Transpose

Keith J. Robinson

Copyright Summer, 2011

www.tuba4u.com

1. Smooth & Flowing $\text{♩} = 92$



ALWAYS:

- Use great air when buzzing: Huge, relaxed inhalations and constant gushing-out air to create the buzz.
- Glissando or smear from note to note. This helps encourage constant gushing-out air.
- Check tongue placement. Strive to let the tongue rest at the bottom of the mouth. Like saying, "Oh."
- Breathe whenever necessary to sustain the best buzz possible.